

West Security Checkpoint  
for Gates 1-59

East Security Checkpoint  
for Gates 70-129

Main Terminal

Hyatt  
Hotel

Azul  
AeroMexico  
JetBlue

Frontier  
Air Transat  
Avianca  
Alaska  
Norwegian  
Sunwing  
Copa  
Interjet

Virgin Atlantic  
EL AL  
Aer Lingus  
Emirates  
LATAM

Southwest

SIDE  
**A**

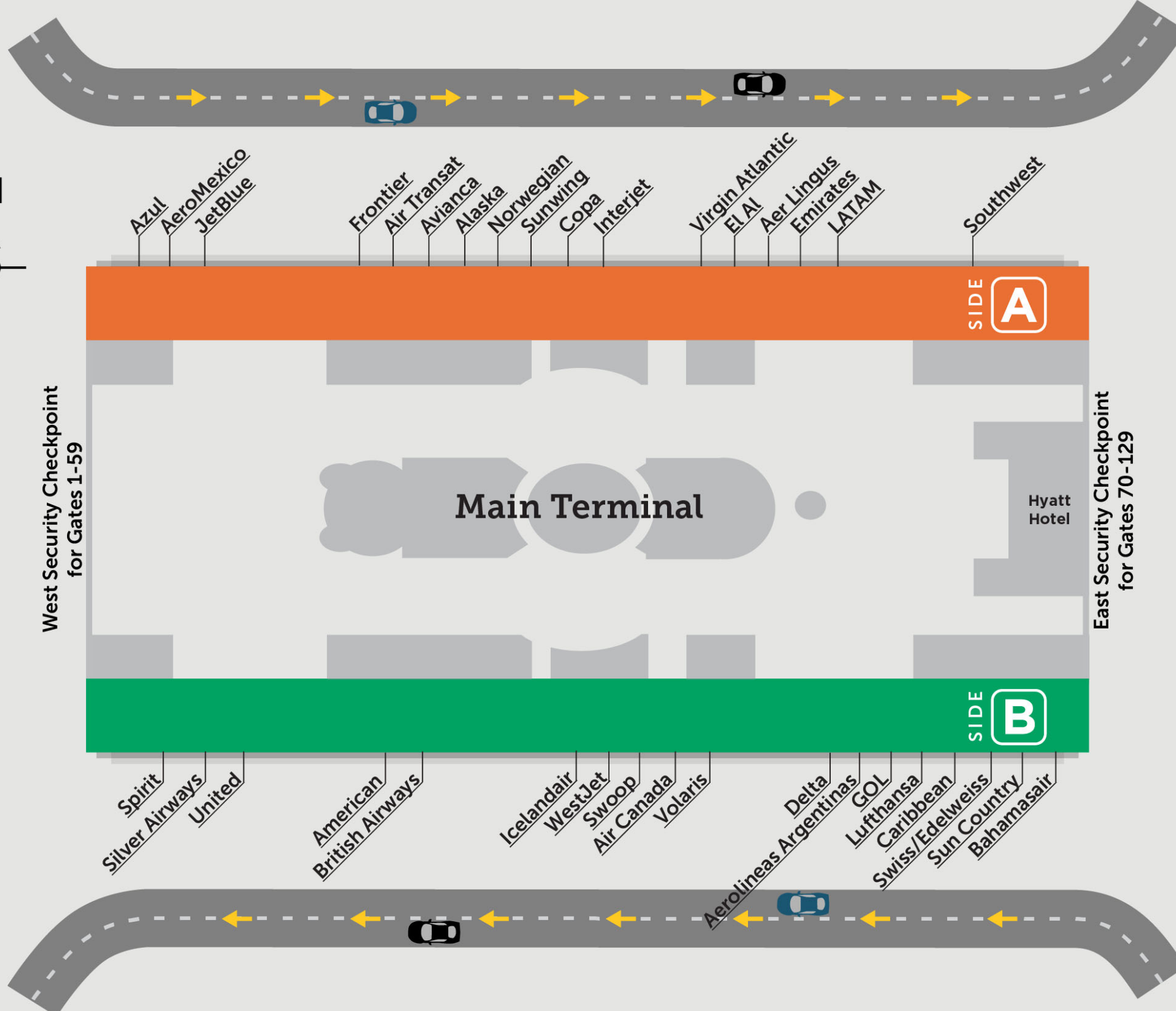
Spirit  
Silver Airways  
United

American  
British Airways

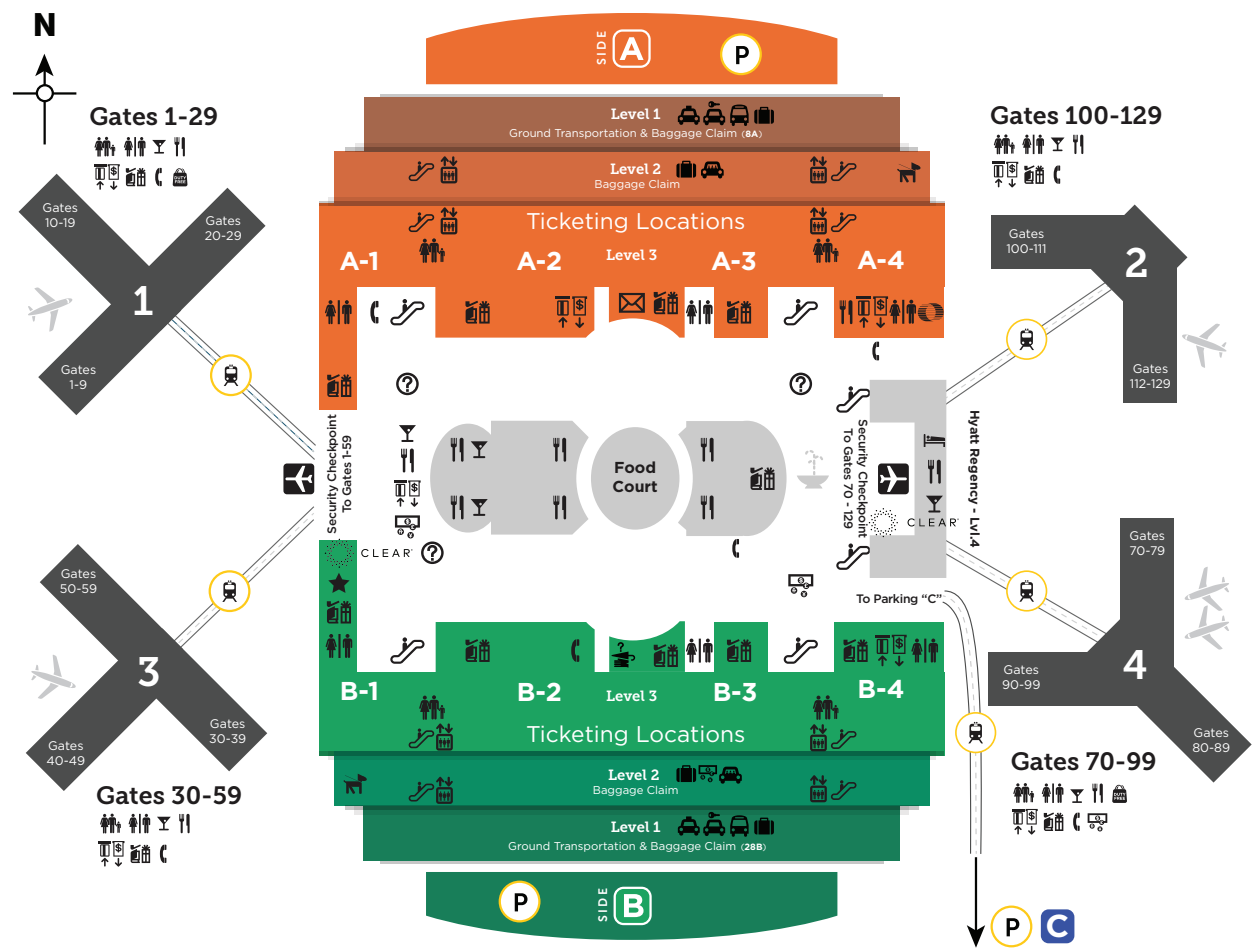
Icelandair  
WestJet  
Swoop  
Air Canada  
Volaris

Delta  
Aerolineas Argentinas  
GOL  
Lufthansa  
Caribbean  
Swiss/Edelweiss  
Sun Country  
Bahamasair

SIDE  
**B**



MCO Arrival Wayfinding Map



Check-in and baggage claim locations subject to change. Please check signage on arrival. *\*Map not to scale*

- |                               |                 |                                 |                                 |
|-------------------------------|-----------------|---------------------------------|---------------------------------|
| Taxi                          | Companion Care  | Automated Teller Machines (ATM) | Escalators                      |
| Baggage Claim                 | Restrooms       | Shopping                        | Information                     |
| Buses & Public Transportation | Lounge          | Pay Phones/Paging Phones        | Hotel                           |
| Rental Car Agencies           | Restaurants     | Currency Exchange               | Elevators to Pedestrian Tunnels |
| Police                        | Parking         | Pet Relief Area                 | Lost & Found                    |
| Shuttle to/from Terminal      | Postal Services | Aviation Authority              | CLEAR                           |
| Ride Share                    |                 |                                 |                                 |



Find it ALL in One Place  
Download the Orlando MCO App  
Available for

OrlandoAirports.net /flymco @MCO @flymco



Welcome to Orlando  
International Airport  
(MCO)

Flight Arrival Guide





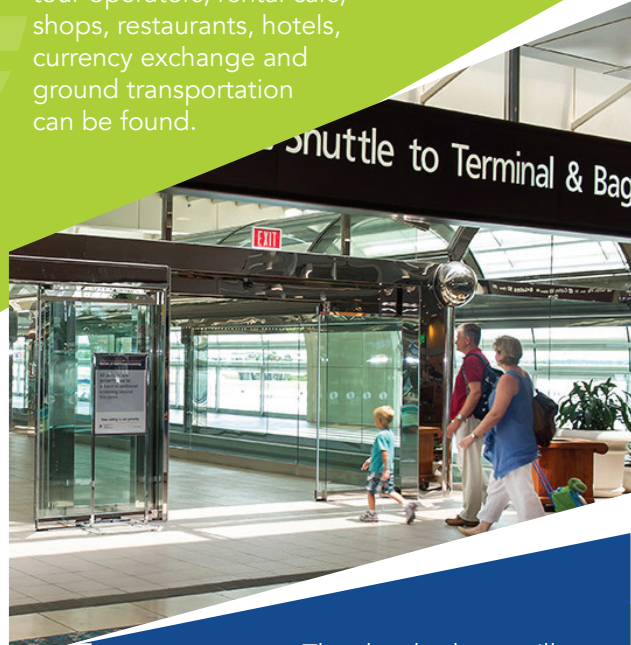
# Welcome to Orlando International Airport (MCO)

Domestic passengers will leave the aircraft via a jetway which takes you into a gate area in an Airside Terminal that is separated from the Main terminal. Facilities including restrooms, shops, restaurants, ATM's and telephones can be found in this area.



To reach the Main Terminal, follow directions on the overhead signage to the shuttle station which is located in the center of the Airside Terminal.

The Main Terminal, (A-Side and B-Side) is open to the public as well as to arriving and departing passengers. It is where the airline ticket counters, baggage claim, tour operators, rental cars, shops, restaurants, hotels, currency exchange and ground transportation can be found.



The shuttle doors will automatically open when it is time for you to board.



The journey to the Main Terminal (A-Side or B-Side) takes just over one minute. As the train transports you, observe the signage and listen to the instructions directing you to either Baggage Claim A or Baggage Claim B. The shuttle will arrive on Level 3 of the Main Terminal.



Once you are inside the Main Terminal, look for the large letters depicting Baggage Claim A or Baggage Claim B.



To retrieve checked baggage, take the stairs, escalator or elevator down to the Arrivals/Baggage Claim on Level 2. Check the monitors to determine the correct carousel for your flight.



Curbside pick-up by private car and ride shares are on the Arrivals/Baggage Claim Level (Level 2).

Rental Cars, Economy (Satellite) Parking Shuttles, Taxis, Express Pick-Up, Shuttle Vans, Resort Transportation, and Buses are on Ground Transportation Level (Level 1).

